



CONFIGURE WORKSTATION SYSTEM

PRODUCT SPECIFICATIONS





CONFIGURE WORKSTATION SYSTEM



KEY FEATURES

- 25mm melamine round top, matching ABS edge, square edge profile (standard)
- Scallop cutout to centre rear for cable access
- Electric height adjustable frame in powdercoat finish
- 3-stage mechanism
- Memory preset controller
- Anticollision technology
- Adjustable levelling feet
- 140kg weight rating

CERTIFICATIONS

- Global Greentag Certified
- AFRDI Blue Tick Certified



LEAD TIME & WARRANTY

- 6-8 week lead time
- 10 year structural warranty

OPTIONS


- Square leg or round leg profile
- Cable management
- Cable tray bridge for side-by-side config.
- Soft wiring package (customised to requirements)
- Bluetooth connectivity
- Desk booking system with occupancy sensor
- Workstation screen (see Workstation Screen Systems)
- Sharknose edge profile (front edges only)
- Scallop to centre rear of worktop
- Cable access hole
- Radius corners
- Custom top finish
- Contrasting ABS edge
- Custom worktop sizes





CONFIGURE WORKSTATION SYSTEM

CONFIGURATIONS



DIMENSIONS (STANDARD)

SINGLE

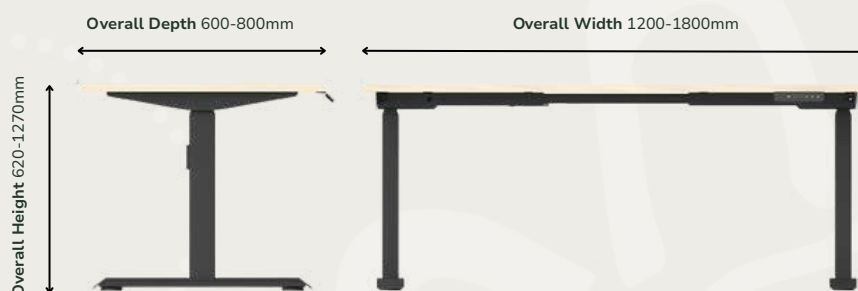
Height Range: 620-1270mm

Available sizes:

- 1200 x 600 mm
- 1200 x 750 mm*
- 1500 x 600 mm
- 1500 x 750 mm*
- 1500 x 800 mm^
- 1600 x 600 mm
- 1600 x 750 mm*
- 1600 x 800 mm^
- 1800 x 600 mm
- 1800 x 750 mm*
- 1800 x 800 mm^

* Available with or without scallop

^ With scallop as standard



BACK-TO-BACK

Height Range: 620-1270mm

Available sizes:

- 2 @ 1200 x 600 mm
- 2 @ 1200 x 750 mm*
- 2 @ 1500 x 600 mm
- 2 @ 1500 x 750 mm*
- 2 @ 1500 x 800 mm^
- 2 @ 1600 x 600 mm
- 2 @ 1600 x 750 mm*
- 2 @ 1600 x 800 mm^
- 2 @ 1800 x 600 mm
- 2 @ 1800 x 750 mm*
- 2 @ 1800 x 800 mm^

* Available with or without scallop

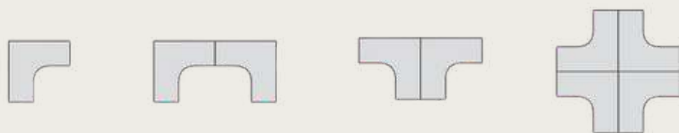
^ With scallop as standard





CONFIGURE WORKSTATION SYSTEM

CONFIGURATIONS



DIMENSIONS (STANDARD)

CORNER 90°

Height Range: 620-1270mm

Available sizes:

- 1800 x 1800 x 600 mm
- 1800 x 1800 x 750 mm





CONFIGURE WORKSTATION SYSTEM

FINISHES

WORKTOPS (MADE-TO-ORDER)

COMPOSITION: E0 substrate, laminate finish, ABS edging

THICKNESS: 25mm

TREATMENT: Antimicrobial finish


SUSTAINABILITY: Global Greentag Certified, PEFC Certified, Made in Australia



Dansk Maple
Natural



Raw Birchply
Natural



Milkwood
Natural



Calm Oak
Natural



Classic Oak
Natural



Seasoned Oak
Natural



Sublime Teak
Natural



Elegant Oak
Natural



Natural Walnut
Natural



Black Birchply
Natural



Soft Walnut
Matte




Maison Oak
Matte



Natural Oak
Matte



Prime Oak
Matte



Notaio Walnut
Matte




White 200
Natural



Polar White
Natural



Oyster Grey
Natural




Ghost Gum
Natural

See Winya's
Standard Finishes
Brochure
for full melamine range

FRAMES (STOCKED)



White



Black





Winya Indigenous Commercial Furniture
www.winya.com.au
info@winya.com.au
1300 184 799

